

**Job Name:**

**Location:**

**Engineer:**

**Submitted to:**

**Submitted by:**

**Reference:**

**Date:**

**Approval:**

**Construction:**

**Unit #:**

**Drawing #:**

**KEY FEATURES:**

- Auto-Swing for horizontal louvers
- Smart Kit Ready
- Turbo Mode
- Follow Me Mode
- Smart kit Included

**NOTES:**


---

---

---

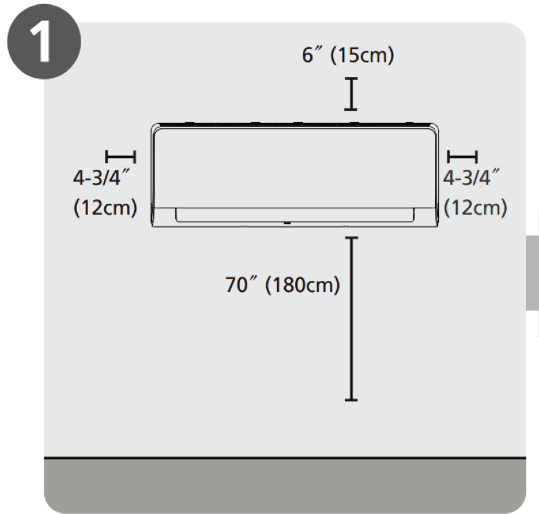
---

---

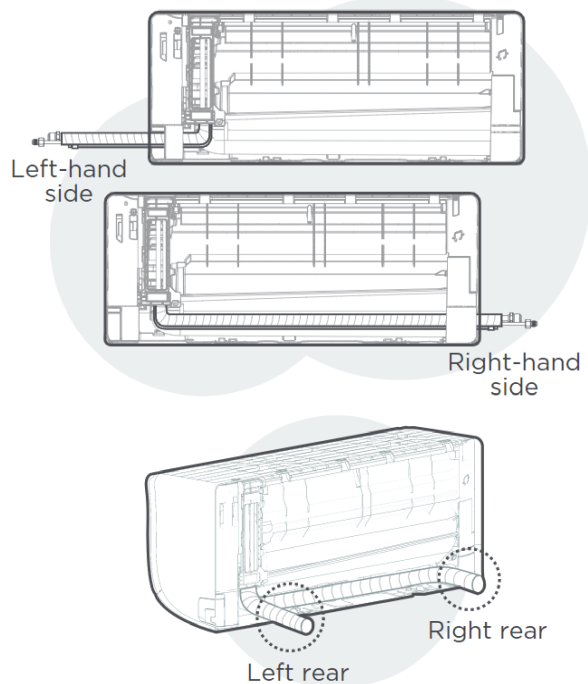


Indoor Model			CH-RLS09MIA-115VI
Power supply		V, Ph, Hz	115V, 1Ph, 60Hz
Communication wiring			AWG 14-4
Cooling	Capacity	Btu/h	9,000 (2,200~9,900)
	Input	w	720 (120~790)
	Rated current	A	8 (1.3~8.6)
	EER/EER2	Btu/w	
	SEER/SEER2	Btu/w	
Heating at 47 °F	Capacity	Btu/h	10,000 (4,200~10,200)
	Input	W	890 (260~950)
	Rated current	A	9.8 (1.4~10.2)
	COP	W/W	3.29
	HSPF4/HSPF2-4		9
	HSPF5/HSPF2-5		7
Indoor fan motor		Qty	1
		Input	20
		RLA	0.5
Indoor air flow (Turbo/Hi/Med/Lo) (No duct)		CFM	282.5 / 235.4 / 206 / 164.8
ESP (range)		ln.wg.	/
Indoor noise level (Hi/Med/Lo)		dB(A)	37.5/33.5/25
Dehumidification		L/H	2.11
Indoor unit	Dimensions (WxDxH)	inch	28.43 x 7.36 x 11.42
	Packing (WxDxH)	inch	31.10 x 10.63 x 14.76
	Net/Gross weight	lbs	17.42/22.93
Drainage water pipe diameter		inch	5/8"
Refrigerant piping (Liquid side/Gas side)		inch	1/4"/3/8"
Design pressure		PSIG	550/340
Controller			remote controller
Room temperature	Cooling	F	60~90
	Heating	F	32~86

Outdoor Model		CH-RLS09MIA-115VO	
Power supply		V, Ph, Hz	115V, 1Ph, 60Hz
Min. circuit ampacity		A	18
Max. fuse		A	20
Compressor	Model		KSK103D33UEZ3
	Type		ROTARY
	Brand		GMCC
	Capacity	Btu/h	11.1
	Input	w	826
	Rated current (RLA)	A	5.65
	Refrigerant oil	oz	VG74 10.5
Outdoor fan motor	Qty		1
	Input	w	34
	RLA	A	0.5
	Speed	r/min	800/600
Outdoor air flow (Max)		CFM	1,294
Outdoor noise level (Max)		dB(A)	52.5
Throttle type			Capillary
Outdoor unit	Dimensions (WxDxH)	inch	30.12 x 11.93 x 21.85
	Packing (WxDxH)	inch	34.84 x 14.76 x 23.82
	Net/Gross weight	inch	56.66/62.17
Refrigerant	Type		R454B
	Precharge	ft	25
Additional charge for 1/4 inch liquid pipe		oz	0.16
Additional charge for 3/8 inch liquid pipe		oz	/
Refrigerant piping	Liquid side/Gas side	inch	1/4"/3/8"
	Max. pipe length	ft	82
	Max. difference in level	ft	49.2
Ambient temperature	Cooling	F	5 ~ 122
	Heating	F	5 ~ 75

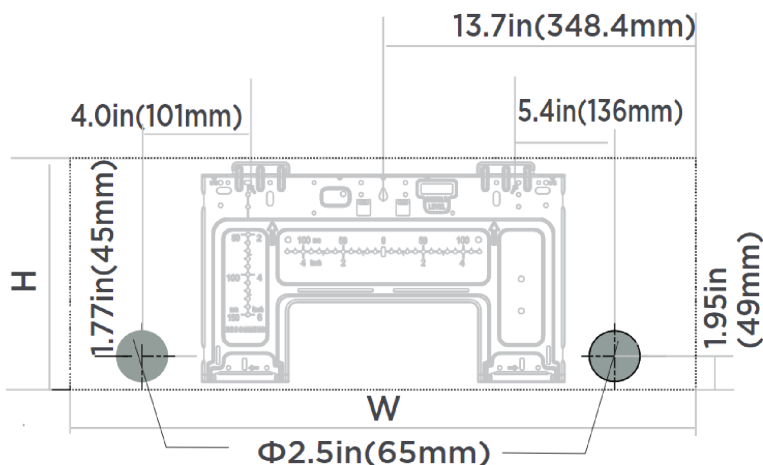


**Select Installation Location**



**NOTE:**

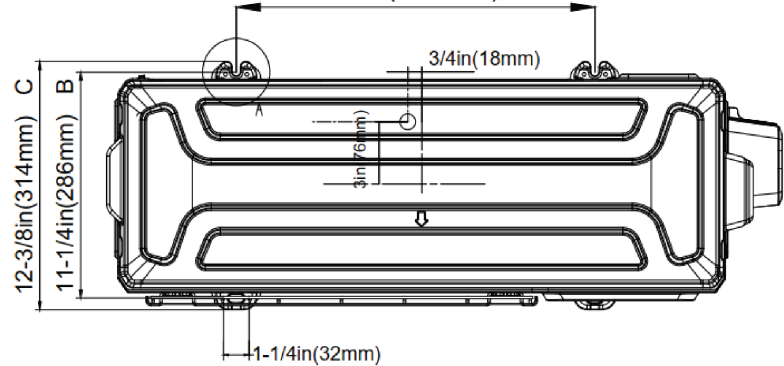
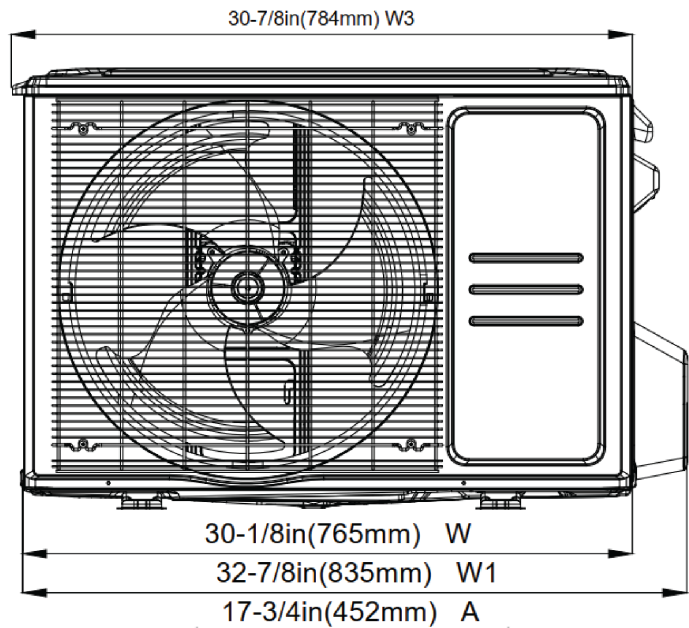
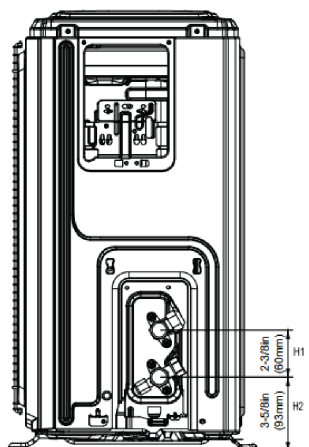
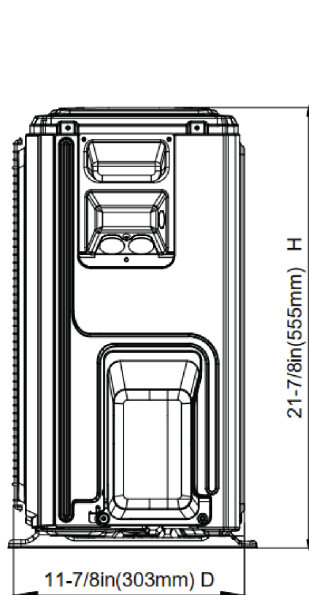
Based on the position of the wall hole relative to the mounting plate, choose the side from which the piping will exit the unit. You have four options for the exit direction of the piping.



**Indoor unit dimensions(WxH):**  
28.45in(722mm)x11.4in(290mm)

**NOTE:**

When the gas side connective pipe is  $\Phi$  (5/8in)16mm or more, the wall hole should be (3-1/2in)90mm.



**DETAIL A  
SCALE 1:2**

