

Job Name: _____

Location: _____

Engineer: _____

Submitted to: _____

Submitted by: _____

Reference: _____

Date: _____

Approval: _____

Construction: _____


Unit #: _____

Drawing #: _____

KEY FEATURES:

- Auto-Swing for horizontal louvers
- Smart Kit Ready
- Turbo Mode
- Follow Me Mode
- Smart kit Included

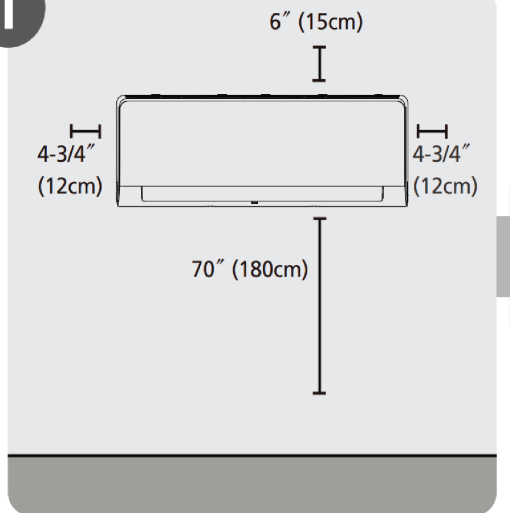
NOTES:



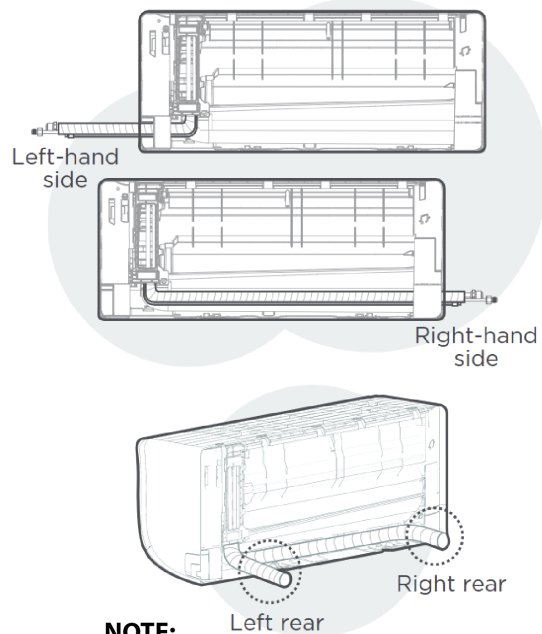
| Indoor Model | | | CH-RLS18MIA-230VI |
|---|--------------------|-----------|-----------------------------|
| Power supply | | V, Ph, Hz | 208-230V, 1Ph, 60Hz |
| Communication wiring | | | AWG 14-4 |
| Cooling | Capacity | Btu/h | 18,000 (4,100~19,000) |
| | Input | w | 1,667 (365~1,720) |
| | Rated current | A | 7.2 (1.7~7.6) |
| | EER/EER2 | Btu/w | |
| | SEER/SEER2 | Btu/w | |
| Heating at 47 °F | Capacity | Btu/h | 18,800 (6,200~20,200) |
| | Input | W | 1,801 (380~1,850) |
| | Rated current | A | 8.1 (2.1~8.2) |
| | COP | W/W | 03.06 |
| | HSPF4/HSPF2-4 | | 9.6 |
| | HSPF5/HSPF2-5 | | 7.5 |
| Indoor fan motor | | Qty | 1 |
| | | Input | 30 |
| | | RLA | 0.5 |
| Indoor air flow (Turbo/Hi/Med/Lo) (No duct) | | CFM | 429.7 / 388.5 / 259 / 217.8 |
| ESP (range) | | ln.wg. | / |
| Indoor noise level (Hi/Med/Lo) | | dB(A) | 45/36/24 |
| Dehumidification | | L/H | 5.29 |
| Indoor unit | Dimensions (WxDxH) | inch | 37.99 x 8.46 x 12.56 |
| | Packing (WxDxH) | inch | 41.14 x 12.01 x 16.14 |
| | Net/Gross weight | lbs | 24.47/32.63 |
| Drainage water pipe diameter | | inch | 5/8" |
| Refrigerant piping (Liquid side/Gas side) | | inch | 1/4"/1/2" |
| Design pressure | | PSIG | 550/340 |
| Controller | | | remote controller |
| Room temperature | Cooling | F | 60~90 |
| | Heating | F | 32~86 |

| Outdoor Model | | | CH-RLS18MIA-230VO |
|--|--------------------------|-----------|-----------------------|
| Power supply | | V, Ph, Hz | 208-230V, 1Ph, 60Hz |
| Min. circuit ampacity | | A | 15 |
| Max. fuse | | A | 20 |
| Compressor | Model | | KSN140D21UFZ |
| | Type | | ROTARY |
| | Brand | | GMCC |
| | Capacity | Btu/h | 14.96 |
| | Input | w | 1.14 |
| | Rated current (RLA) | A | 7.5 |
| | Refrigerant oil | oz | VG74 14.9 |
| Outdoor fan motor | Qty | | 1 |
| | Input | w | 34 |
| | RLA | A | 0.4 |
| | Speed | r/min | 840/650 |
| Outdoor air flow (Max) | | CFM | 1,235.3 |
| Outdoor noise level (Max) | | dB(A) | 56 |
| Throttle type | | | Capillary |
| Outdoor unit | Dimensions (WxDxH) | inch | 31.69 x 12.99 x 21.81 |
| | Packing (WxDxH) | inch | 37.00 x 16.14 x 23.82 |
| | Net/Gross weight | inch | 72.31/78.48 |
| Refrigerant | Type | | R454B |
| | Precharge | ft | 25 |
| Additional charge for 1/4 inch liquid pipe | | oz | 0.16 |
| Additional charge for 3/8 inch liquid pipe | | oz | / |
| Refrigerant piping | Liquid side/Gas side | inch | 1/4"/1/2" |
| | Max. pipe length | ft | 98.4 |
| | Max. difference in level | ft | 65.6 |
| Ambient temperature | Cooling | F | 5 ~ 122 |
| | Heating | F | 5 ~ 75 |

1

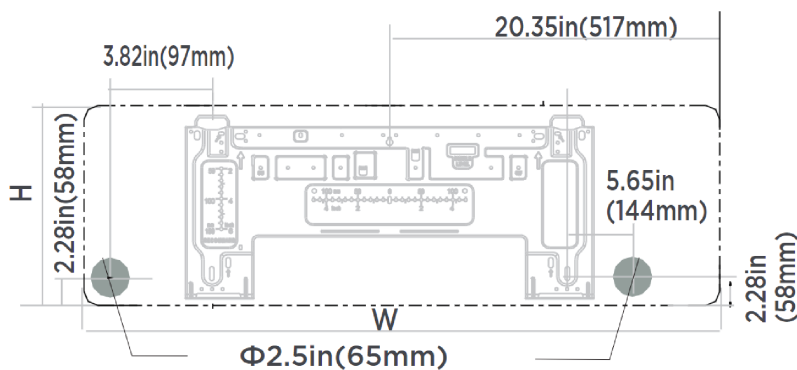


Select Installation Location



NOTE:

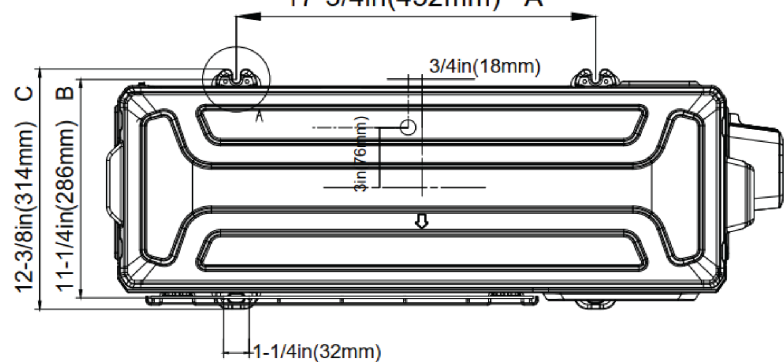
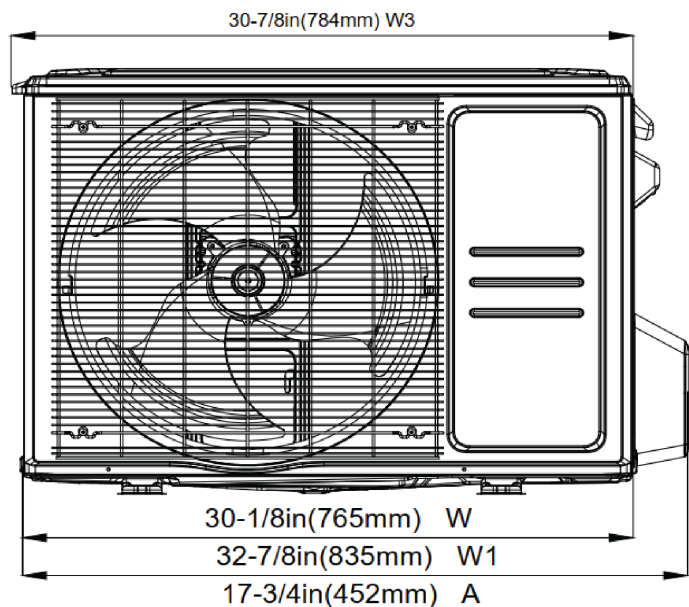
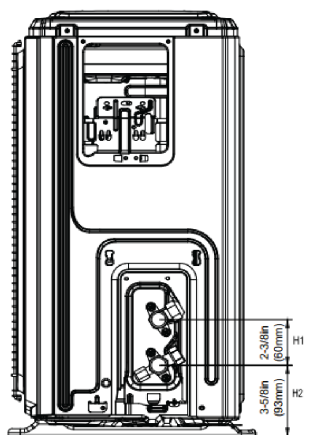
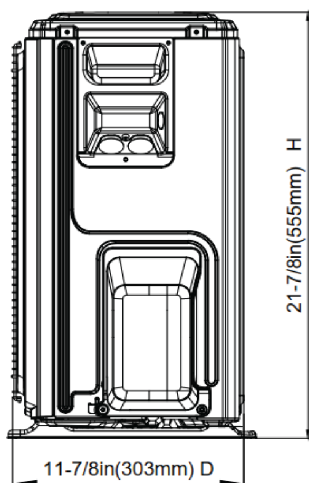
Based on the position of the wall hole relative to the mounting plate, choose the side from which the piping will exit the unit. You have four options for the exit direction of the piping.



Indoor unit dimensions(WxH):
37.99in(965mm)x12.56in(319mm)

NOTE:

When the gas side connective pipe is Φ (5/8in)16mm or more, the wall hole should be (3-1/2in)90mm.



**DETAIL A
SCALE 1:2**

