

**Job Name:** \_\_\_\_\_  
**Location:** \_\_\_\_\_  
**Engineer:** \_\_\_\_\_  
**Submitted to:** \_\_\_\_\_  
**Submitted by:** \_\_\_\_\_  
**Reference:** \_\_\_\_\_

**Date:** \_\_\_\_\_  
**Approval:** \_\_\_\_\_  
**Construction:** \_\_\_\_\_  
**Unit #:** \_\_\_\_\_  
**Drawing #:** \_\_\_\_\_



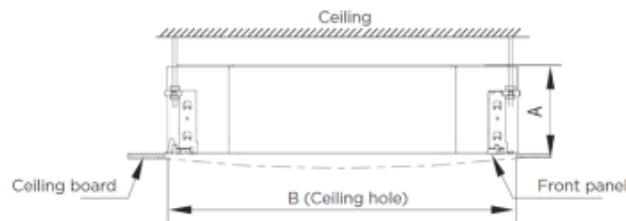
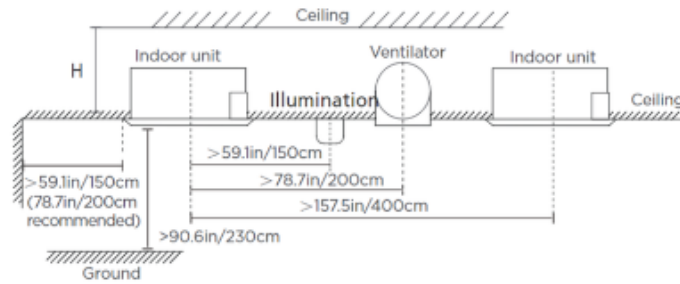
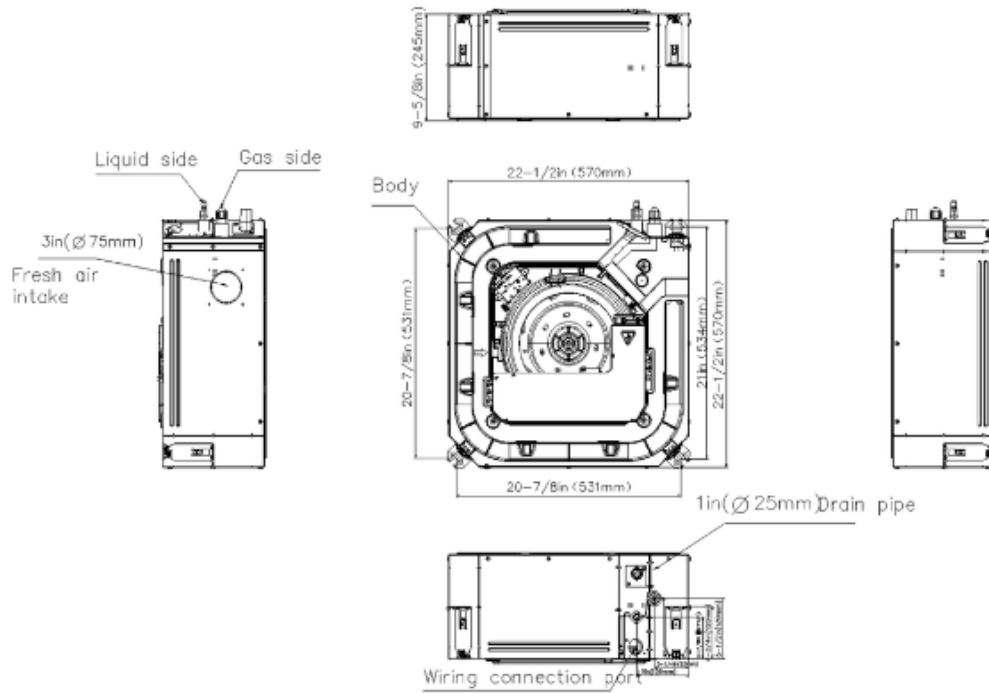
### KEY FEATURES:

- Single or Multi-Zone Application
- Humidity Sensor
- Easy access E-Box and PCB
- Easy-to-remove blower wheel
- Auto-Swing for vertical and horizontal louvers
- Smart Kit Included
- Can be installed up to 2" from ceiling
- Compatible with Regular and Hyper Heat Outdoor units



### SPECIFICATIONS:

Indoor Model			CH-RH12MCT
Power Supply	Rated	V, Ph, Hz	208-230V, 1Ph, 60Hz
Cooling	Rated Capacity	Btu/h	
Heating	Rated Capacity	Btu/h	
Minimum Circuit Ampacity (MCA)		A	3
Max. Fuse		A	15
Indoor Air Flow (Hi/Mi/Lo)		CFM	
Indoor Noise Level (Hi/Mi/Lo)		dB(A)	
External static pressure (SlimDuct/AHU only)		in. WG	
Drainage water pipe diameter		inch	1"
Diameter of refrigerant pipe (Liquid/Gas Side)		Inch	1/4"/3/8"
Dehumidification		Pnt/H	
Communication wiring			14AWG*4
Indoor	Dimension (WxDxH)	Inch	22.44 x 22.44 x 9.65
	Packing (WxDxH)	Inch	28.15 x 25.20 x 11.61
	Net/Gross Weight	lbs.	35.27/41.89



**Distance from ceiling relative to height of indoor unit**

MODEL	Length of A	Length of H	Length of B
9K/12K/18K	9.6in (245mm)	$>10.8\text{in}$ (275mm)	23.6in (600mm)
24K	8.03in (205mm)	9.06in (230mm)	35.4in (900mm)
36K	9.65in (245mm)	10.7in (271mm)	
48K	11.3in (287mm)	12.3in (313mm)	